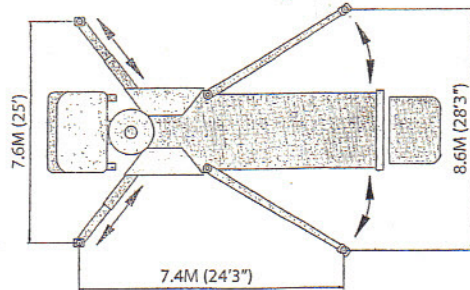
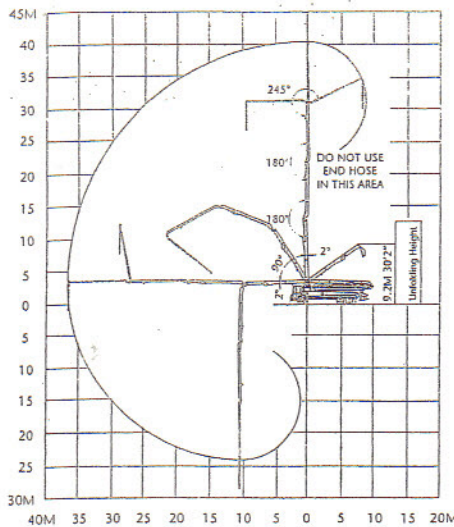



# JXR 40-4.16



## Boom Specifications

Vertical Reach	40.2 m (131'9")
Horizontal Reach	36.2 m (118'9")
Unfolding Height	9.2 m (30'2")
1st Section Length	9.4 m (30'8")
2nd Section Length	8.6 m (28'2")
3rd Section Length	9.0 m (29'6")
4th Section Length	9.2 m (30'2")

X-Style	
Front Spread	7.6 m (25')
Rear Spread	8.6 m (28'3")

## General Specifications

Pipe Size (ID)	125 mm (5")
Elbow	All Standard Size
Coupling Size	140 mm (5.5")
End Hose Length	4 m (13')
Boom Control Valve	Proportional (by HAWE)
Proportional Radio	Standard
Remote Control	
Wire Remote Control	Standard
Vibrator	Standard
Water Pump	Rust proof hydraulic power 20bar (290psi)
Water Tank	600 L (158 G)

## Pump Specifications

Output	Rod Side	164 m <sup>3</sup> /h (215 yd <sup>3</sup> /h)
	Piston Side	102 m <sup>3</sup> /h (133 yd <sup>3</sup> /h)
Pressure	Rod Side	72 Bar (1044 psi)
	Piston Side	115* bar (1668 psi)
Concrete Cylinder Diameter	230 mm (9")	
Concrete Cylinder Type	Hard Chromed	
Stroke Length	2100 mm (83")	
S-Tube Size	8" X 7"	
Main Oil Pump	Rexroth hydromatic A11VSO260	
Hydraulic System Pressure	350 bar (5075 psi)	
Lube System (Hopper)	Automatic	
Switching System	Hydraulic	
Hopper Capacity	Easy Clean 600 L (158 G)	
Number of Strokes/Min	31	
Output Control Range	20(26)-164m <sup>3</sup> /h(215yd <sup>3</sup> /h)	

\* Not to be used through Boom Pipe

Other Chassis and Pump Cells available  
contact your sales representative.

Alliance Concrete Pumps Inc. reserves the right to make  
changes to these specifications.