

ZIP-RIB®

Fall Protection System - Anchor & Cable



Applications

Fall Protection Anchor system for use with the ZIP-RIB roof system. Mounts directly to the panel ribs via S5! clamps with set screws eliminating through fastener attachments. (Refer to PS-1 for more information)

Available for the ZIP-LOK panel system also. (Refer to PS-2 for more information).

Assembly (ZIP-RIB)

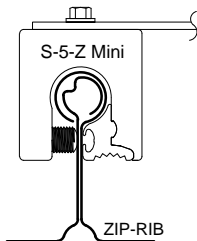
Attach the anchor/baseplate assembly to four S-5-Z Mini clamps with supplied M8 bolts. Attach Clamps to the panel ribs with set screws.

Planning & Installation

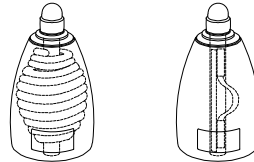
A comprehensive fall protection plan starts with an assessment to determine the activities that will expose workers to potential fall hazards. Once identified, a plan is developed for review. Upon Approval, the system is furnished and installed. The last step involves training personnel for use, care and the maintenance of the system. Contact sales & engineering for more info.

S-5-Z Mini Clamp

Aluminum block. Use with ZIP-RIB panel system.



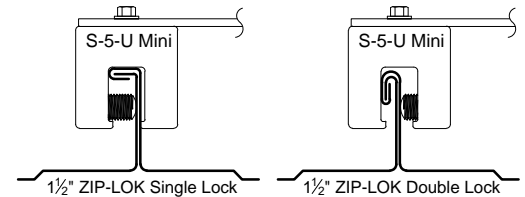
Components



End / Corner Intermediate

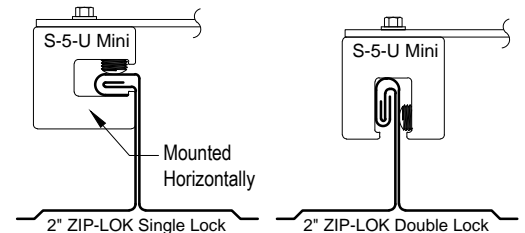
Anchor Modules

End/Corner Modules designed to absorb energy when deployed. Intermediate Modules support the lifeline at regular intervals. Tip Over Module not shown



1/2" ZIP-LOK Single Lock

1/2" ZIP-LOK Double Lock



2" ZIP-LOK Single Lock

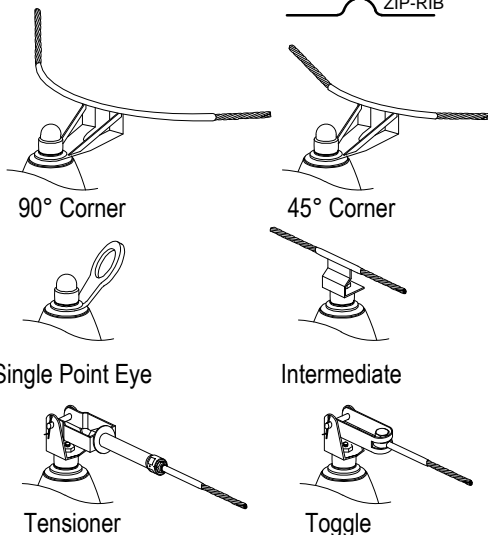
2" ZIP-LOK Double Lock

Anchor Baseplate

17 3/4" x 21 5/8" with holes for mounting to 8", 10", 12", 14", 16", 18" or 20" panels. Other sizes available with & without mounting holes.

S-5-U Mini Clamp

Aluminum block for use with 1/2" ZIP-LOK & 2" ZIP-LOK panel.



Anchor Connections

A range of connections are available including free-flowing intermediate guides and variable angle corner attachments for continuous hands free movement across the system.

