

## Child Passenger Safety Best Practice Recommendations









Step Process to Child Passenger Safety	Rear Facing Seats <small>(as long as possible)</small>	Forward Facing Seats		Belt Positioning Booster			Seat Belt	
<b>Seat Selection</b>	 Infant Only Seat	 Convertible Seat	 Convertible Seat	 Combination Seat with Harness	 Combination Seat without Harness	 High-Back Booster	 Backless Booster	 Adult Lap/Shoulder Belt
<b>Child Weight</b>	4-5 to 22 - 30 pounds	5 to 30-35 pounds	20 to 40-65 pounds	20-22 to 40-80 pounds	30-40 to 60-100 pounds			No Weight Requirements
<b>Child Height</b>	To stated limit of seat, usually 26-28 inches	Child's head must be more than 1 inch below top of seat	Top of seat must be above child's ears		Child's head must be supported by vehicle head rest, or top of booster			<b>At least 4'9"</b> <ul style="list-style-type: none"> <li>Back against seat</li> <li>Knees bent over seat edge</li> <li>Shoulder belt fits across chest</li> <li>Lap belt flat across upper thighs</li> </ul>
<b>Location</b>	<b>All Children under age 13 should ride in the back seat.</b>							

Figure 1. Child passenger safety best practices recommendations.