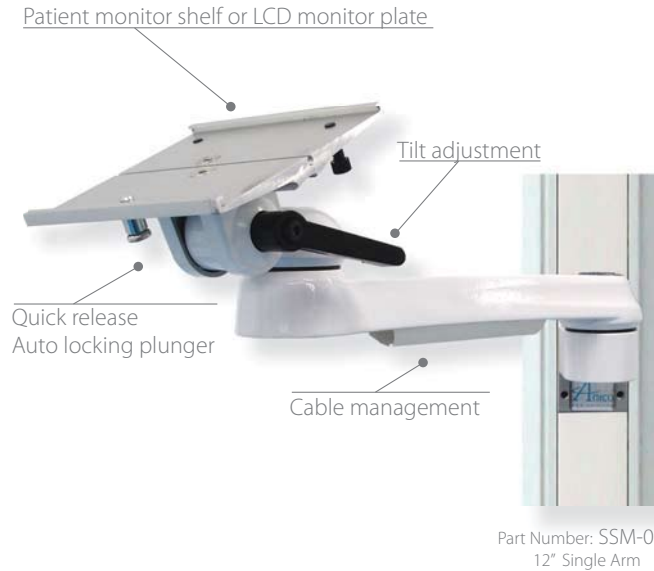


# Monitor Arms

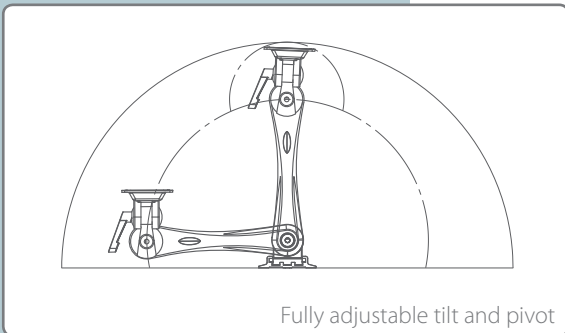
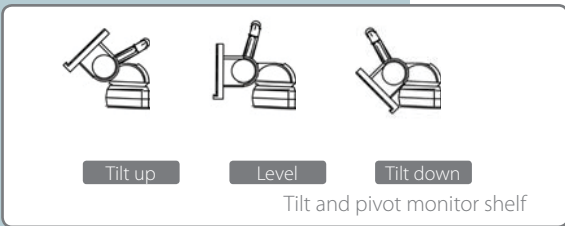
## SSM Monitor Arm

Side to Side



### Features:

- 180° side to side motion
- Can be mounted directly to any equipment rail or wall channel
- Integrated cable management
- Color options available (white is standard)
- 9" or 12" (23cm or 30cm) single and dual arm lengths available
- Swivel arm provides lateral functionality
- Tilt and swivel adjustments
- 30 lbs (13.6kg) single arm rating
- 15 lbs (6.8kg) extension arm rating
- Integrated cable management



### Monitor Compatibility

#### PATIENT MONITORS

- |                 |               |           |
|-----------------|---------------|-----------|
| • Draeger       | • Welch Allyn | • GE      |
| • Spacelabs     | • Datascope   | • Invivo  |
| • Fukuda Denshi | • Philips     | • Mindray |
| • Nihon Kohden  | • Criticare   | • Masimo  |
| • Datex Ohmeda  | • Infnium     |           |

#### LCD MONITORS

- |           |             |       |
|-----------|-------------|-------|
| • Toshiba | • Gateway   | • NEC |
| • Sony    | • Advantech | • LG  |
| • Samsung | • DELL      |       |

Options available for other manufacturers please specify model when ordering

# Mounting Options for AHM and SSM Models

## Channel Mount Options



Channel to **Wall**

- Channel mounts directly to the wall

Part Number: SSM-150



Channel to **Power Column**

- AHM mounts directly to existing monitor channel on power column or flatwall

Part Number: SSM-150



Channel to **Headwall**

- Channel mounts directly to existing rail on headwall
- Channel can be mounted anywhere along length of headwall

Part Number: SSM-150



MRS Channel to **Equipment Rail**

- Channel mounts directly to equipment rails
- Channel can be mounted anywhere along length of rail

Part Number: SSM-150

## Direct Rail Mount Options

### Benefits of **Direct Rail Mounting**

- Eliminates the need for a monitor channel
- Cleaner, more aesthetically pleasing look
- Increases flexibility for location of monitor
- 30 lbs (14 kg) maximum weight rating (less for some models)
- Compatible with various headwall, flatwall, equipment booms and rail systems

### Direct to **Power Column**



- Mounts directly to existing vertical rail on power column or flatwall

Part Number: SSM-050-V



### Direct to **Headwall**

- Mounts directly to existing horizontal rail on headwall

Part Number: SSM-050-A



### Direct to **Equipment Rail**



- Mounts directly to equipment rail

Part Number: SSM-LCD-45-ARS

**Mounting options are available for both AHM and SSM Arm Models**

# SSM Models (Side-to-Side-Motion)



## Flush Mount

- 4.5" (11.4cm) profile
- 30 lbs (13.60kg) single arm rating
- 15 lbs (6.80kg) dual arm rating
- Back mount devices only
- Quick release auto locking plunger

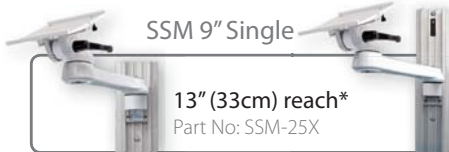
Part Number: SSM-456



## LCD Flush Mount

- 4.5" (11.4cm) profile
- 30 lbs (13.60kg) single arm rating
- 15 lbs (6.80kg) dual arm rating
- VESA 75/100 plates included
- Portrait and landscape viewing

Part Number: SSM-LCD-45



SSM 9" Single

13" (33cm) reach\*  
Part No: SSM-25X



SSM 12" Single

15" (38cm) reach\*  
Part No: SSM-05X

\*30 lbs max. per arm



LCD SSM 9" Single

12" (30.5cm) reach\*  
Part No: SSM-LCD-25

LCD SSM 12" Single

15" (38cm) reach\*  
Part No: SSM-LCD-05

\*30 lbs max. per arm



SSM 9"x9" Double

18" (45.7cm) reach\*\*  
Part No: SSM-35X



SSM 12"x12" Double

24" (61cm) reach\*\*  
Part No: SSM-15X

\*\*15 lbs max. per arm



LCD SSM 9"x9" Double

19" (48.3cm) reach\*\*  
Part No: SSM-LCD-35

LCD SSM 12"x12" Double

24" (61cm) reach\*\*  
Part No: SSM-LCD-15

\*\*15 lbs max. per arm


## SSM Monitor Arm Part Matrix

SSM-XXX-(Z)



## LCD SSM Monitor Arm Part Matrix

SSM-LCD-XX-(Z)



### Standard Plates Provided:

VESA 75



Side View

VESA 100



Side View

# Monitor Arm Accessories

Monitor Specific Peripheral Mounts Available

## Power Bar



- Hospital grade, 4 power outlets
- 120 VAC, 60Hz

Part Number: PWRBAR4-MON

## Power Holder



- Holds most power adapters for PCs, patient monitors and LCDs

Part Number: PWRHLD-MON

## Cord Hook



- Manage cables, cords and other hanging wires
- Attach to the bottom of any monitor arm

Part Number: CRDHLDLDR

## Bar Code Scanner Holder



- Universal bar code scanner holder

Call for part number.

## LCD Handle

- Ergonomic handles can be added to any Amico LCD mount
- Knuckle guard protects walls and user's hands



Part Number: MON-LCD-HANDLE

## Cord Wrap



- Ideal for managing wires and cords

Part Number: CORDWRAP

## Monitor Channel



- Standard wall channel 34" (48.3 cm)
- Seismic options are available and custom lengths are welcome

Part Number: MRS-S034

## Channel Covers

- Easy way to hide wires
- Available in patterns and colors to match any decor



Call for part number.

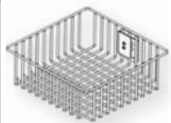
## Monitor Handle



- Easy grab handle

Part Number: AHM-HAND-00

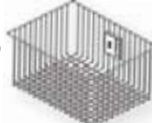
## Wire Baskets



10"W x 10"D x 4"H  
(25.4 cm x 25.4 cm x 10.16 cm)  
White wire basket  
Part No: 101004-MON-BB



10"W x 06"D x 09"H  
(25.4 cm x 15.24 cm x 22.86 cm)  
White wire basket  
Part No: 100609-MON-BB



13"W x 09"D x 07"H  
(33.02 cm x 22.86 cm x 17.78 cm)  
White wire basket  
Part No: 130907-MON-BB



13"W x 09"D x 07"H  
(33.02 cm x 22.86 cm x 17.78cm)  
BP cuff basket  
Part No: CUFBASK-MON

- All baskets can be sterilized

## CPU Mounts



1.5" - 3"  
(3.81 cm - 7.62 cm)  
Part No:  
CPUMNT1-MON



3" - 4.5"  
(7.62 cm - 11.43 cm)  
Part No:  
CPUMNT2-MON



4.5" - 7"  
(11.43 cm - 17.78 cm)  
Part No:  
CPUMNT3-MON



7" - 9.5"  
(17.78 cm - 24.13 cm)  
Part No:  
CPUMNT4-MON



Elliott Data Systems, Inc.

1-888-345-8511

healthcare.elliottdata.com