

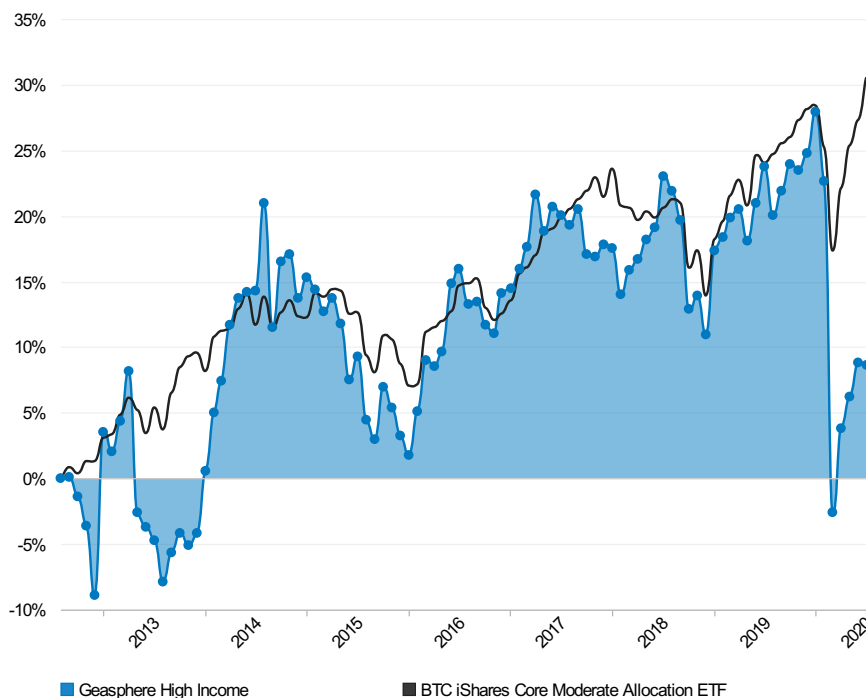
KEY HIGHLIGHTS

- High Current Income
- Low Correlation to Stocks
- Active Management


INVESTMENT STRATEGY

The selection process is focused on buying securities with high dividend yield. Relationships of free cash flow to the multiple of free cash flow are measured and analyzed for current and sustainable dividend yield. In structuring the portfolio, risk (BETA) is reduced in various ways. Specifically, securities are purchased in pairs of low correlating asset classes as measured by historical price to free cash flow measurements and its impact on the equity price. Further, the buying focus is on equities in bullish sectors of U.S. markets to the extent possible. This discipline forces the purchase of equities that benefit from larger market and economic trends. As equities are identified, further technical indicators are applied. This enhances the fundamental analysis by adding a critical timing element to the buy/sell equation.

PERFORMANCE



Fund Manager



As Managing Director of GeaSphere LLC, Eduard Hamamjian over-see the construction, research, and management of the GeaSphere investment

portfolios. Eduard is an Accredited Asset Management Specialist (AAMS) with 28 years of demonstrated experience researching and constructing portfolios for the benefit of his investors.

Eduard has developed and implemented various proprietary strategies used in the research, construction and management of the GeaSphere portfolios. His unique diversification method alongside his proprietary stock valuation philosophy gives Eduard's investment management system uncompromising value and provides true piece of mind for his many investors.

Performance

| | |
|----------------|-----------------|
| YTD | 1 Year |
| -12.94% | -12.20% |
| 3 Years | 5 Years |
| -3.27% | -0.12% |
| 10 Years | Since Inception |
| - | 1.05% |

General Information

| | |
|--------------------|--------------------|
| Company | Geosphere Advisors |
| Minimum Investment | 100,000 USD |
| Liquidity | Weekly |
| Management Fee | - |
| Performance Fee | 0% |
| Highwater Mark | No |

Risk Metrics

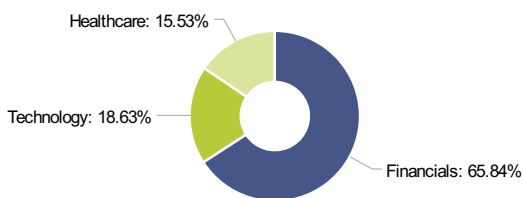
| | |
|--------------------|---------|
| Alpha | -0.30 |
| Beta | 1.57 |
| Standard Deviation | 13.12% |
| Sharpe Ratio | 0.15 |
| R-Squared | 0.47 |
| Up Capture Ratio | 125.92% |
| Down Capture Ratio | 144.67% |

GEASPHERE HIGH INCOME

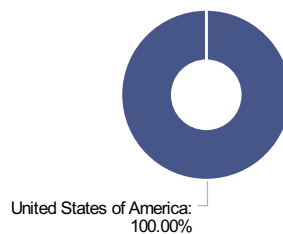
MONTHLY PERFORMANCE

| | Jan | Feb | Mar | Apr | May | Jun | Jul | Aug | Sep | Oct | Nov | Dec | Year |
|-------------|-------|-------|--------|-------|-------|-------|-------|-------|-------|-------|-------|-------|---------------|
| 2020 | 2.51 | -4.14 | -20.58 | 6.57 | 2.33 | 2.42 | -0.12 | | | | | | -12.94 |
| 2019 | 5.81 | 0.88 | 1.26 | 0.54 | -2.04 | 2.44 | 2.30 | -2.99 | 1.56 | 1.68 | -0.35 | 1.02 | 12.50 |
| 2018 | -0.29 | -2.96 | 1.62 | 0.73 | 1.29 | 0.72 | 3.33 | -0.96 | -1.82 | -5.67 | 0.90 | -2.60 | -5.89 |
| 2017 | 0.34 | 1.30 | 1.44 | 3.35 | -2.30 | 1.60 | -0.54 | -0.63 | 1.01 | -2.81 | -0.19 | 0.84 | 3.29 |
| 2016 | -1.42 | 3.22 | 3.75 | -0.46 | 1.03 | 4.77 | 0.97 | -2.36 | 0.21 | -1.60 | -0.53 | 2.73 | 10.50 |
| 2015 | 1.46 | -0.84 | -1.47 | 0.92 | -1.67 | -3.88 | 1.66 | -4.36 | -1.42 | 3.80 | -1.46 | -2.00 | -9.17 |
| 2014 | 4.86 | 4.49 | 2.27 | 3.98 | 1.83 | 0.39 | 0.09 | 5.86 | -7.79 | 4.49 | 0.45 | -2.89 | 18.60 |
| 2013 | 13.62 | -1.47 | 2.32 | 3.68 | -9.98 | -1.15 | -1.05 | -3.30 | 2.39 | 1.57 | -0.89 | 0.97 | 5.22 |
| 2012 | | | | | | | | | 0.09 | -1.44 | -2.27 | -5.47 | -8.87 |

SECTOR EXPOSURE



GEOGRAPHIC EXPOSURE

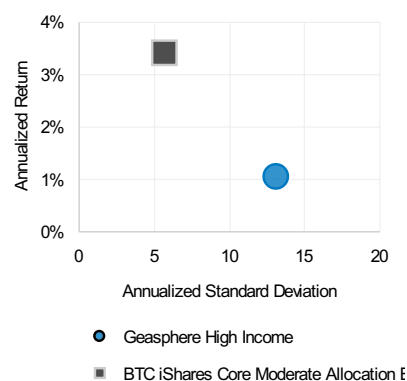


INSTRUMENTS



| | |
|--|--------|
| First Trust STOXX European Select Dividend Income Fund | 10.20% |
| First Trust Senior Loan Fund ETF | 9.50% |
| Icahn Enterprises LP | 9.50% |
| Chimera Investment Corp | 8.20% |
| First Trust Preferred Securities and Income ETF | 8.00% |
| AGNC Investment Corp | 8.00% |
| Exxon Mobil Corp | 8.00% |
| First Trust Low Duration Opportunities ETF | 6.90% |
| First Trust Municipal High Income ETF | 6.80% |
| AT&T Inc | 6.00% |
| CVS Health Corp | 5.00% |

RISK/REWARD



DISCLOSURE

No data filled