



Geosphere ETF Core 90-10

GeaSphere Advisors builds investment portfolios using our proprietary research philosophy called the “GeaSphere Analysis System”. All our model portfolios use our exclusive methods and historical data base as the foundation for our portfolio construction and management. GeaSphere offers 10 Core ETF model portfolios for every risk tolerance and time horizon. All models are constructed with our rules-based allocation, adjusted for market conditions. We continuously review and adjust the weightings of each asset class within each portfolio to reflect leading sectors for maximum efficiency and returns. Clients should use the following investment strategies as a guide for determining which portfolios to invest in.

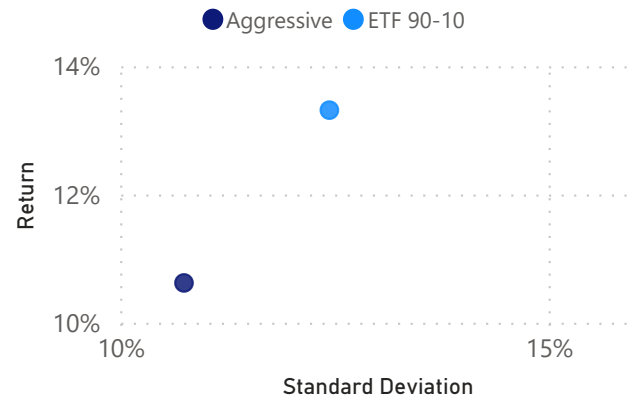
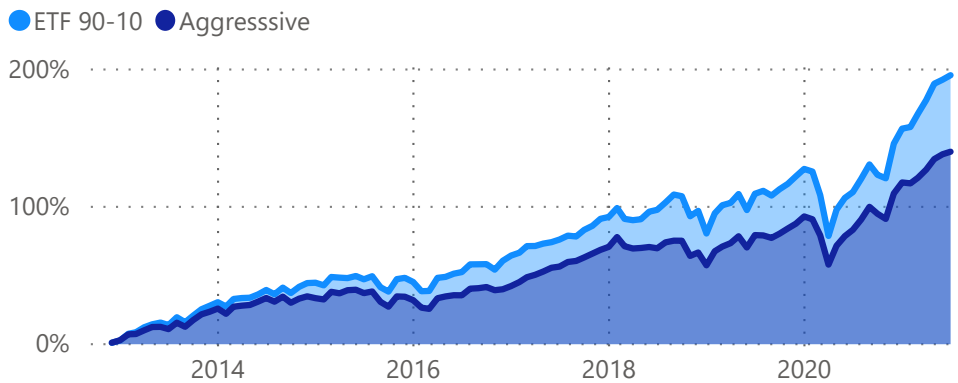
Conservative	Moderate	Mod. Aggressive	Aggressive Growth
Core ETF 10-90	Core ETF 40-60	Core ETF 60-40	Core ETF 80-20
Core ETF 20-80	Core ETF 50-50	Core ETF 70-30	Core ETF 90-10
Core ETF 30-70			Core ETF 100

Chief Investment Officer

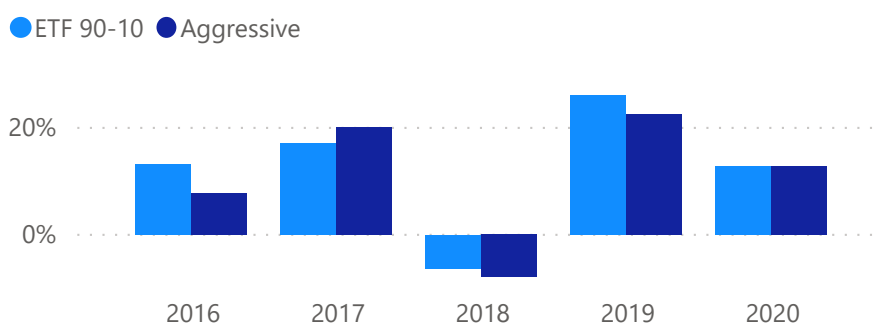
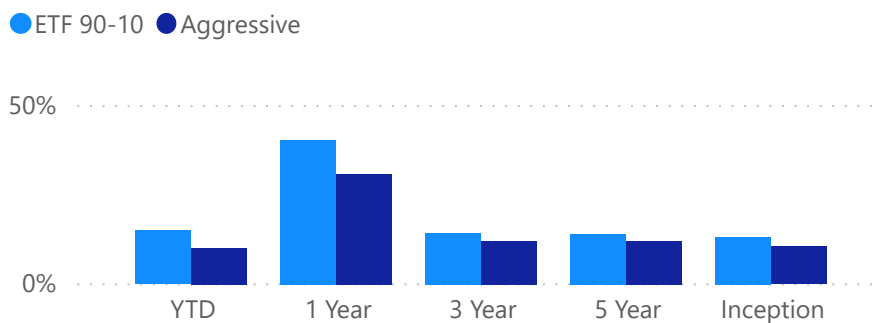
As Managing Director of GeaSphere LLC, **Eduard Hamamjian** oversees the construction, research, and management of the GeaSphere Investment portfolios. Eduard is an Accredited Asset Management Specialist (AAMS) with 28 years of demonstrated experience researching and constructing portfolios for the benefit of his investors.



Eduard has developed and implemented various proprietary strategies used in the research, construction and management of the GeaSphere portfolios. His unique diversification method alongside his proprietary stock valuation philosophy gives Eduard’s investment management system uncompromising value and provides true piece of mind for his many investors.



Model	YTD	1 Year	3 Year	5 Year	Inception
ETF 90-10	15.12%	40.40%	14.35%	14.17%	13.33%
Aggressive	10.27%	31.02%	12.24%	12.11%	10.64%



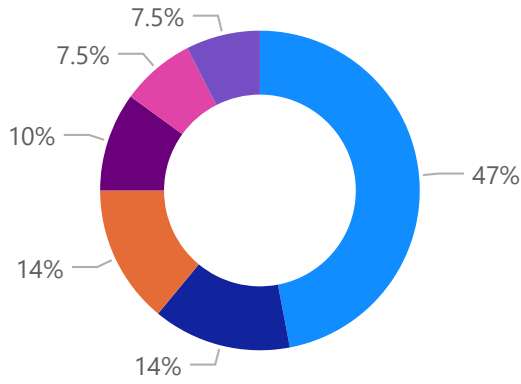
Risk Metrics

Standard Deviation Annualized	12.43%
Sharpe Ratio Annualized	1.07
Upside Capture	1.15
Downside Capture	1.04
Alpha	0.11%
Beta	1.13
R-Squared	0.94
Correlation	0.97
Kurtosis	3.59
Value at Risk	9.46%
Sortino Ratio	0.46
Treynor Ratio	0.01
Standard Deviation Average	3.59%
Sharpe Ratio Average	0.29

Holdings and Allocation Analysis

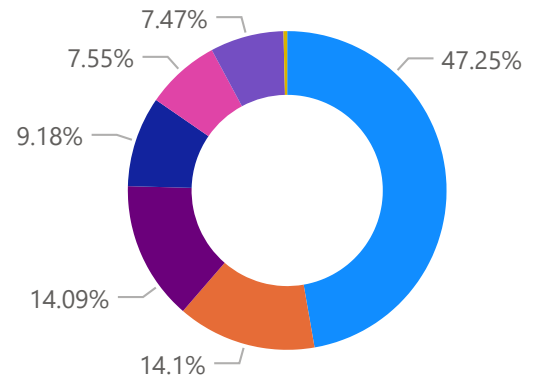
Security

- iShares S&P 500
- iShares S&P Md Cp
- iShares S&P Sm Cp
- iShares US Agg Bd
- iShares MSCI EAFE
- iShares US REIT




Asset Class

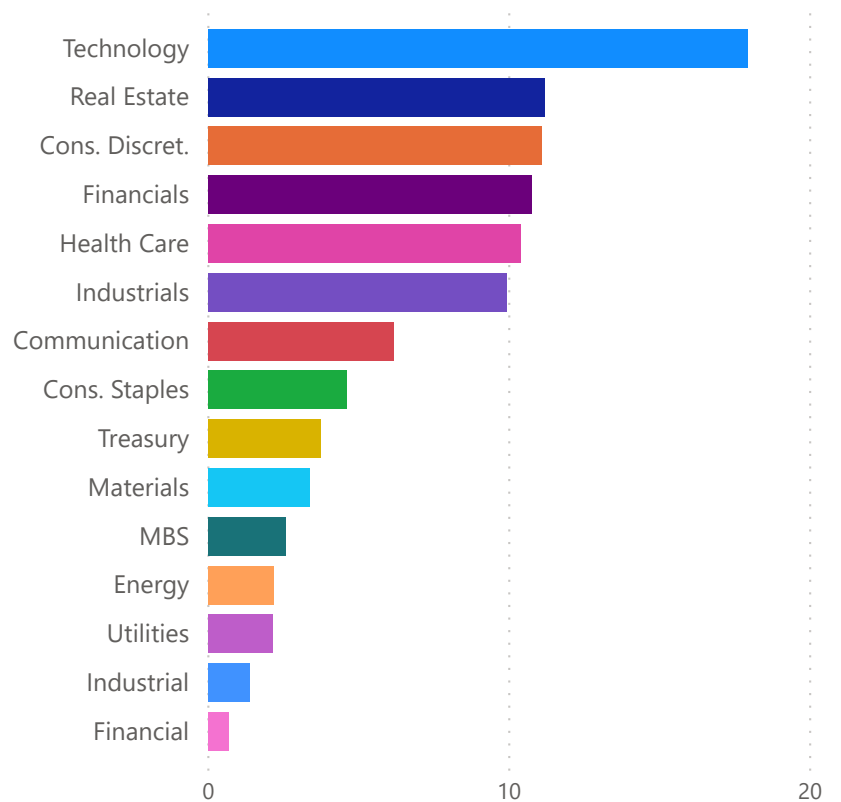
- Large Cap Equity
- Small Cap Equity
- Mid Cap Equity
- Fixed Income
- Real Estate
- Intl. Equity
- Cash & Equil.



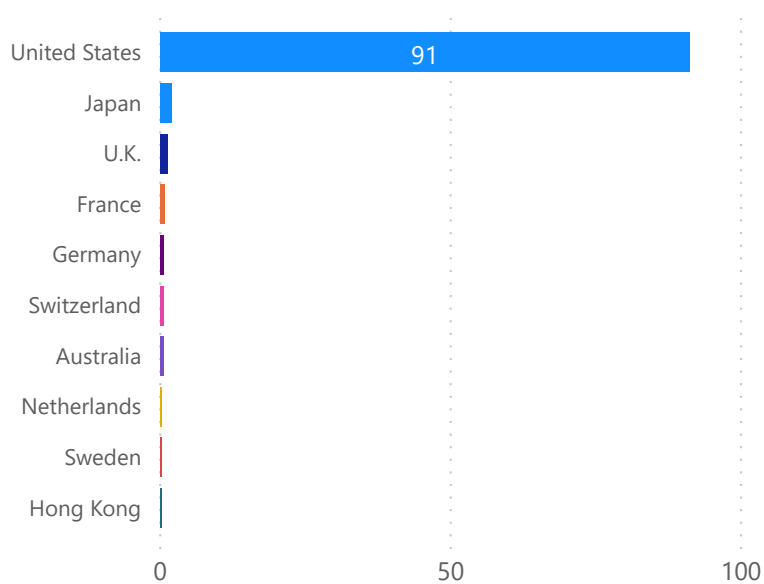
Top Positions



Top Sectors



Top Countries



Geasphere Advisors | P.O. Box 20376, Cranston RI 02920 | Phone: 401-351-4900 | Email: Eduard@geasphere.com

This factsheet should not be taken as any indication the company held any particular investments at any particular date other than the stated date. Nothing in this factsheet should be construed as advice and is therefore not a recommendation to buy or sell shares. The value of securities and other investments may move up or down, sometimes rapidly and unpredictably. Securities markets can be volatile. A client account may at any point in time be worth less than its initial value. Regardless of how well an individual investment performs, if financial markets decline, you could lose money. Investment in specific securities involves risks of loss due to a variety of reasons.