



Geosphere Bond

Our Independence Is Your Advantage

At GeaSphere Advisors we recognize the importance of our fiduciary responsibility to provide you with prudent investment management and unbiased advice. As an independent advisory firm, we focus solely on serving your needs and acting in your best interest always. This provides you with the confidence you seek to pursue financial success on your terms. We have no obligations to investment product manufacturers and no cross-sell quotas or home-office directives that may lead to conflicts of interest. Instead, we spend our time developing customized solutions for the unique challenges you face which serves to keep your best interests in focus at all times.

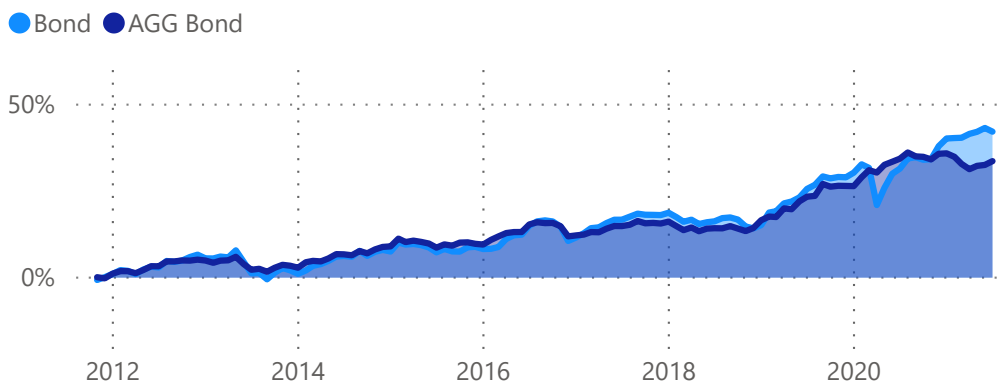
GeaSphere uses Schwab Institutional for custodial services, including the generation of client account statements, access to industry-leading technology and trade clearing services. These firms provide a comprehensive array of tools and resources to Registered Investment Advisors, enabling us to focus on providing you with the objective financial guidance, sophisticated investment strategies and personal service you seek from your advisors.

Chief Investment Officer

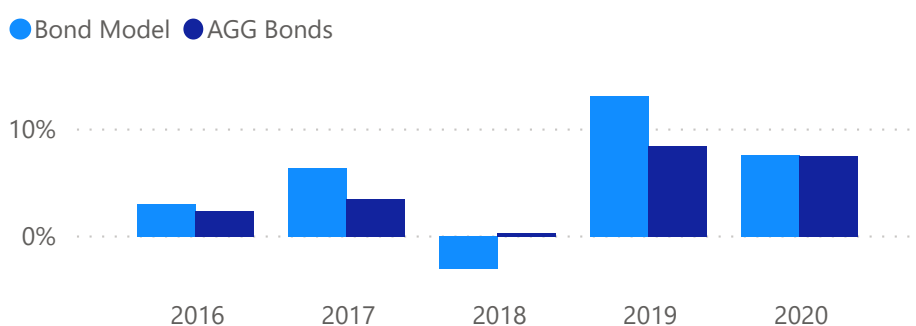
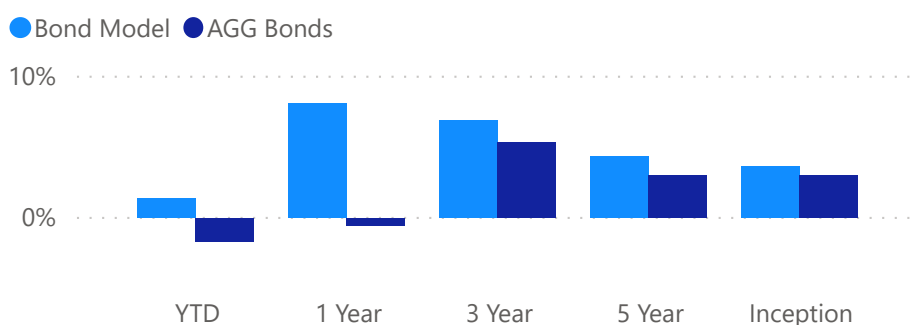
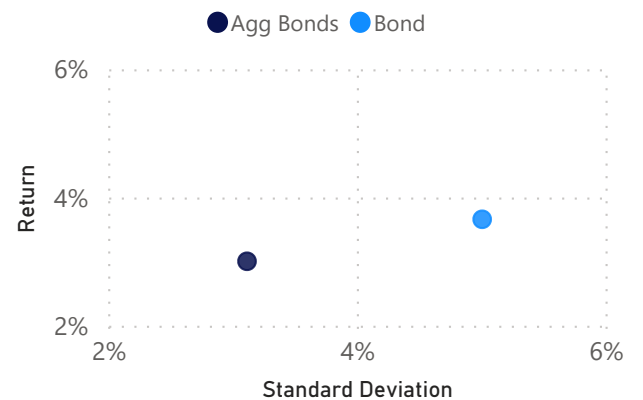
As Managing Director of GeaSphere LLC, **Eduard Hamamjian** oversees the construction, research, and management of the GeaSphere Investment portfolios. Eduard is an Accredited Asset Management Specialist (AAMS) with 28 years of demonstrated experience researching and constructing portfolios for the benefit of his investors.



Eduard has developed and implemented various proprietary strategies used in the research, construction and management of the GeaSphere portfolios. His unique diversification method alongside his proprietary stock valuation philosophy gives Eduard's investment management system uncompromising value and provides true piece of mind for his many investors.



Model	YTD	1 Year	3 Year	5 Year	Inception
Bond Model	1.41%	8.12%	6.94%	4.34%	3.68%
Agg. Bonds	-1.66%	-0.53%	5.36%	2.99%	3.02%



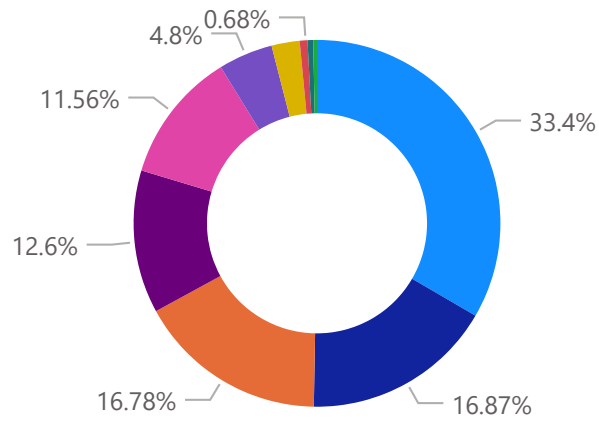
Risk Metrics

Standard Deviation Annualized	5.00%
Sharpe Ratio Annualized	0.74
Upside Capture	1.22
Downside Capture	1.13
Alpha	0.04%
Beta	1.09
R-Squared	0.45
Correlation	0.67
Kurtosis	9.96
Value at Risk	3.67%
Sortino Ratio	0.25
Treynor Ratio	0.00
Standard Deviation Average	1.44%
Sharpe Ratio Average	0.18

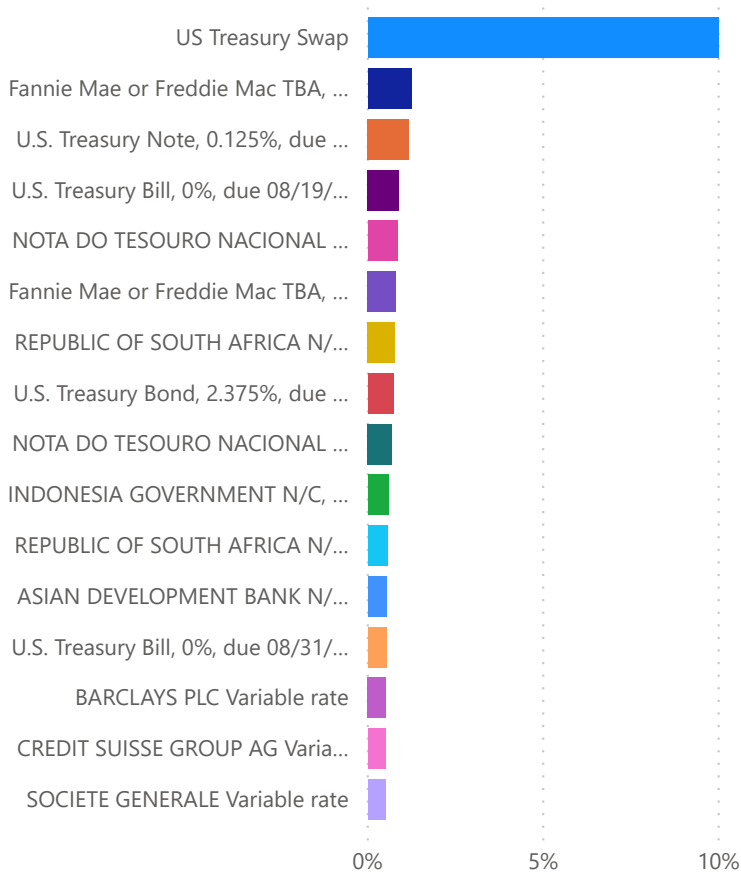
# Holdings and Allocation Analysis

## Asset Class

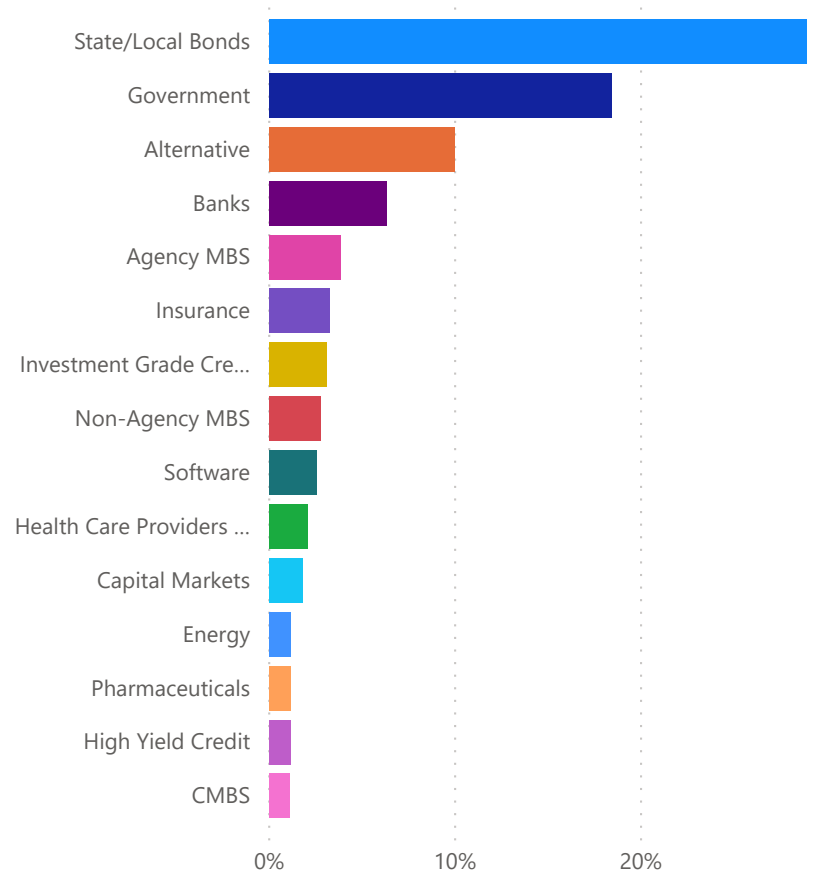
- Municipal Bonds
- Emerging Mkt. Bonds
- Preferred Securities
- US Government Bonds
- Inverse Treasury Bond
- US Corporate Bonds
- Corporate Bonds
- Mortgage Bonds
- Foreign Bonds
- Cash & Equil.



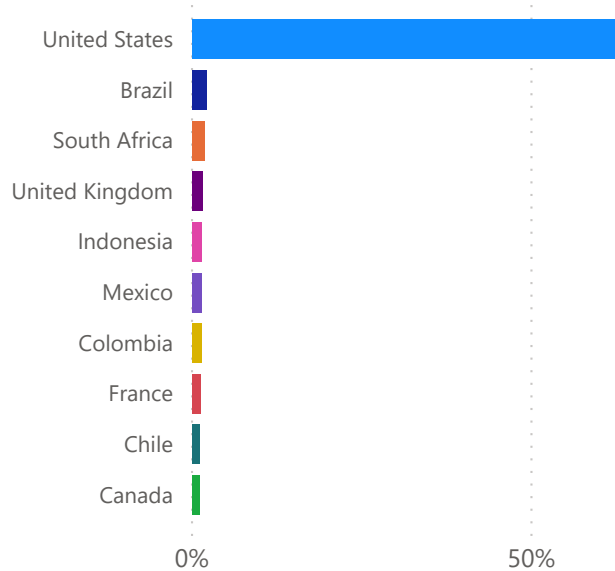
## Top Positions



## Top Sectors



## Top Countries



Geasphere Advisors | P.O. Box 20376, Cranston RI 02920 | Phone: 401-351-4900 | Email: Eduard@geasphere.com

This factsheet should not be taken as any indication the company held any particular investments at any particular date other than the stated date. Nothing in this factsheet should be construed as advice and is therefore not a recommendation to buy or sell shares. The value of securities and other investments may move up or down, sometimes rapidly and unpredictably. Securities markets can be volatile. A client account may at any point in time be worth less than its initial value. Regardless of how well an individual investment performs, if financial markets decline, you could lose money. Investment in specific securities involves risks of loss due to a variety of reasons.