

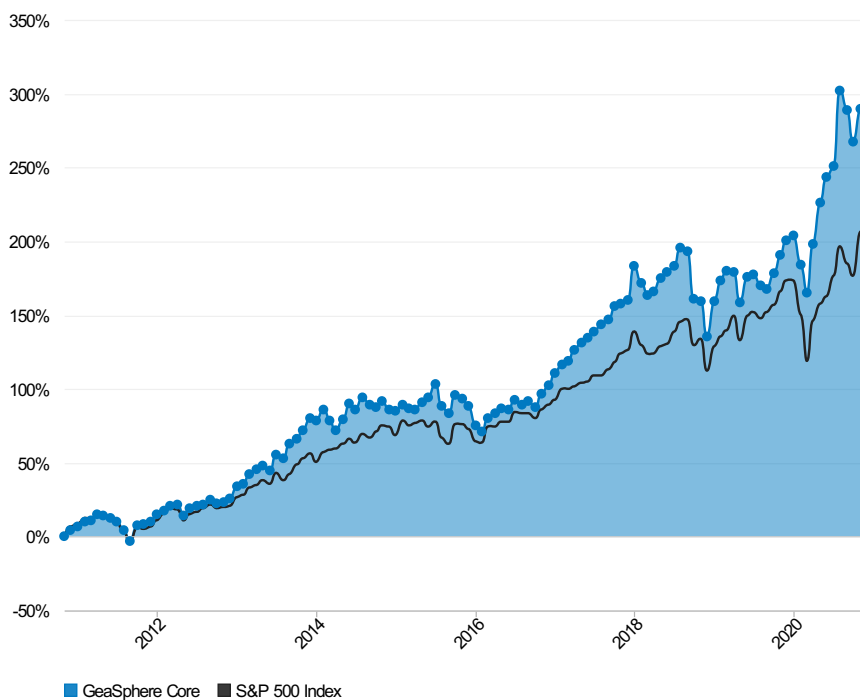
KEY HIGHLIGHTS

- Fundamental and Technical Analysis
- Invest in Leading Stocks of Leading Sectors
- Responsive Actions to Current Market Conditions
- Macro Market Analysis

INVESTMENT STRATEGY

The Model's investment objective is both long-term and short-term capital appreciation. The GeaSphere Analysis System begins by determining which sectors are leading the markets higher. The sectors are then rated by factors for sustainability of market leadership. The system then extracts only the leading stocks of leading sectors, holding positions for as long as this remains true. This discipline forces the purchase of stocks that benefit from larger market and economic trends. In structuring the portfolio, risk (beta) is reduced in various ways. To the extent possible, equities are purchased in pairs of low correlating asset classes, as measured by historical price to free cash flow relationships and comparative technical analysis. The selected equities are further evaluated, using proprietary methods before the final weighted parameters are applied. This enhances the potential returns by adding the critical timing elements to our buy/sell equation. The Model purchases primarily large to mid-sized companies listed in the US and compares its returns to the S&P 500 Index.

PERFORMANCE



Fund Manager



As Managing Director of GeaSphere LLC, Eduard Hamamjian oversees the construction, research, and management of the GeaSphere investment

portfolios. Eduard is an Accredited Asset Management Specialist (AAMS) with 28 years of demonstrated experience researching and constructing portfolios for the benefit of his investors.

Eduard has developed and implemented various proprietary strategies used in the research, construction and management of the GeaSphere portfolios. His unique diversification method alongside his proprietary stock valuation philosophy gives Eduard's investment management system uncompromising value and provides true piece of mind for his many investors.

Performance

YTD	1 Year
40.91%	40.91%
3 Years	5 Years
17.63%	17.53%
10 Years	Since Inception
14.98%	15.38%

General Information

Company	GeaSphere Advisors
Minimum Investment	100,000 USD
Liquidity	Weekly
Management Fee	-
Performance Fee	0%
Highwater Mark	No

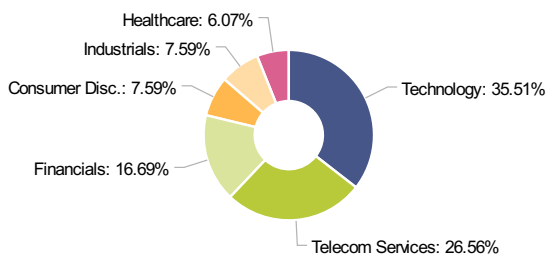
Risk Metrics

Alpha	0.29%
Beta	0.97
Standard Deviation	14.94%
Sharpe Ratio	1.04
R-Squared	0.77
Up Capture Ratio	126.60%
Down Capture Ratio	97.26%

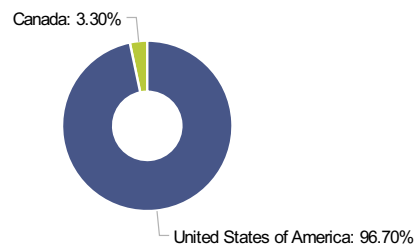
GEASPHERE CORE GROWTH

MONTHLY PERFORMANCE													
	Jan	Feb	Mar	Apr	May	Jun	Jul	Aug	Sep	Oct	Nov	Dec	Year
2020	1.16	-6.57	-6.45	12.17	9.50	5.28	2.30	14.40	-3.20	-5.50	6.10	8.50	40.91
2019	10.29	5.43	2.20	-0.21	-7.28	6.46	0.69	-2.60	-0.88	3.98	4.30	3.34	27.52
2018	8.87	-4.00	-3.03	0.91	3.47	1.41	1.47	4.36	-0.79	-10.95	-0.57	-9.24	-9.41
2017	3.89	2.94	1.13	3.22	2.45	1.19	1.65	2.23	1.20	3.86	0.60	0.87	28.27
2016	-7.09	-2.55	5.34	1.91	1.80	-0.14	3.51	-2.07	1.40	-2.04	4.83	2.97	7.41
2015	-0.33	2.21	-1.59	-0.16	2.72	1.56	4.73	-7.30	-2.65	6.84	-1.25	-2.56	1.45
2014	-0.85	4.41	-4.17	-3.79	4.57	6.02	-2.36	4.45	-2.40	-0.86	2.16	-3.13	3.35
2013	6.51	1.18	4.77	2.33	2.04	-2.38	7.18	-1.44	6.59	1.95	3.57	4.51	43.00
2012	4.94	1.84	2.60	0.93	-5.99	4.20	1.15	1.18	2.57	-2.08	0.90	1.87	14.53
2011	1.88	3.13	0.72	3.80	-1.06	-0.76	-2.31	-5.46	-6.83	10.84	0.31	1.62	4.86
2010												4.81	4.81

SECTOR EXPOSURE



GEOGRAPHIC EXPOSURE

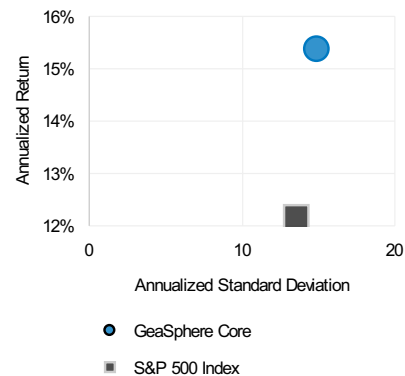


INSTRUMENTS



Apple Inc	5.00%
First Trust NASDAQ Cybersecurity ETF	5.00%
First Trust Cloud Computing	5.00%
First Trust NASDAQ-100 Technology Sector Index Fund	5.00%
Tesla Inc	5.00%
The Boeing Company	5.00%
Walt Disney Co, The	5.00%
NVIDIA Corp	4.80%
Netflix Inc	4.60%
Square Inc	4.00%
Microsoft Corporation	4.00%

RISK/REWARD



DISCLOSURE

The value of securities and other investments may move up or down, sometimes rapidly and unpredictably. Securities markets can be volatile. A client account may at any point in time be worth less than its initial value. Regardless of how well an individual investment performs, if financial markets decline, you could lose money. Investment in specific securities involves risks of loss due to a variety of reasons.