


TOTAL® DECK SYSTEM

EIW TOTAL® SCAFFOLD SYSTEM

141 Rivalda Rd.
Weston, Ontario
M9M 2M6
Canada

Tel: (416) 742-7111
Fax: (416) 742-2737

www.eiw-ca.com
Email: info@eiw-ca.com



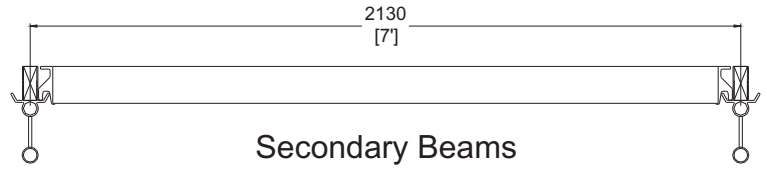
TDS Total® Deck System...

Utilizing our Total® Scaffold System, a smooth top deck is achieved with this set-up. This system offers various configurations to build with standard material or customize to your system. This top deck can be easily designed using secondary beams supported by the deck truss with plywood on top. Typically used in special events for hospitality suites and stages. The Total® Deck System is easy to install with minimal maintenance.

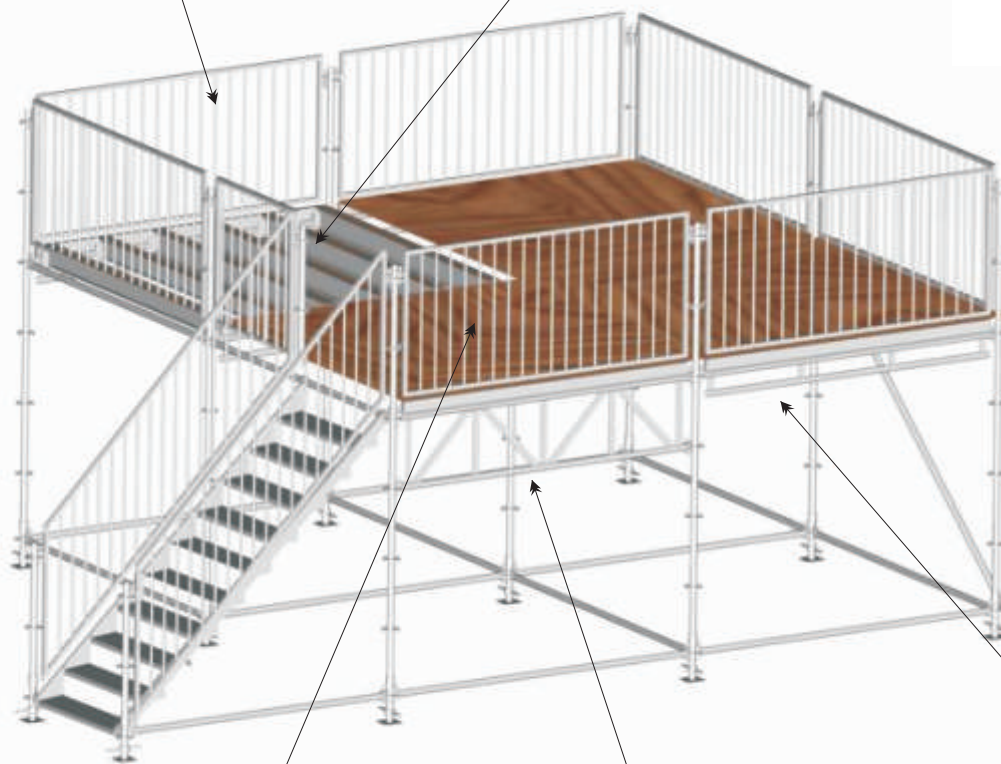
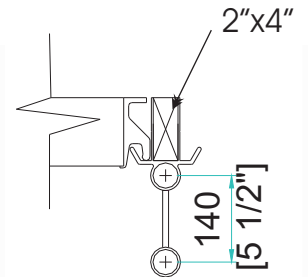
TDS TOTAL® DECK SYSTEM COMPONENTS



Guardrail Panel



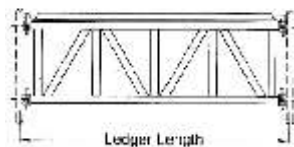
Secondary Beams



3/4" Exterior Grade Plywood



Double Truss Main Beam Ledger (or)



Truss Main Beam Ledger

