


Thermostat replace instruction



Step 1.

Open the tilt switch box .




Step 2.


Find the thermostat and replace a new one .



****Important Notic:



Correct position



Wrong position

Step 3.

Close the tilt box

