



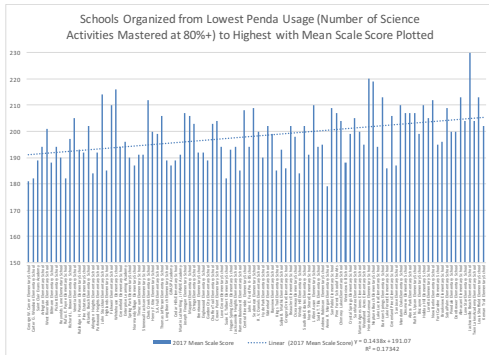
Duval Employs Penda Learning District-Wide for Science RtI/MTSS 76 Schools Increase Mean Scale Score - 82 Schools Increase Percent of Level 3 and Above

District-Wide Implementation – Year # 1

- On-site professional development offered to teachers during pre-planning and mid-year
- Weekly automated assignments for students via Penda’s Pacing Assistance Service for the following courses: Grade 5 - Science, Grade 8 – Science, High School – Biology I
- Weekly automated Class Mastery Reports sent to teachers via email for progress monitoring
- Monthly School Administrator Reports sent to district/school administrators identified
- Ongoing support via professional partnership meetings, ad-hoc presentations, dedicated customer support.

Key Findings

Grade 5 Science



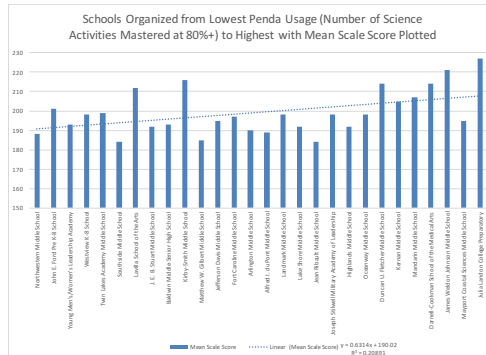
Penda Subscribing Schools: 100 (Title I: 69 schools)

For those schools where students used Penda on average **less than 10.0 hours (goal)**, average mean scale score was 196.21 and average 2017 Percent of level 3 and above was 44.31%.

For those schools where students used Penda on average **equal to or more than 10.0 hours (goal)**, average mean scale score was 199.63 and average 2017 Percent of level 3 and above was 50.46%.

Net Mean Scale Score: +3.42 points
Net Percent of Level 3 and Above: +6.15%

Grade 8 Science



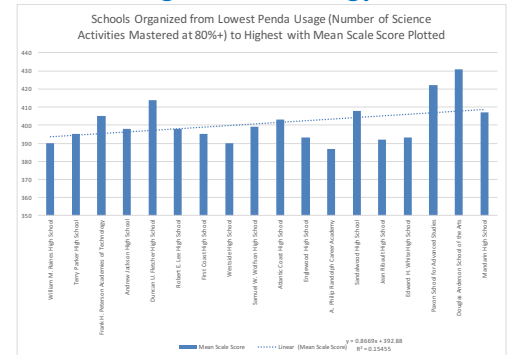
Penda Subscribing Schools: 28 (Title I: 17 schools)

For those schools where students used Penda on average **less than 10.0 hours (goal)**, average mean scale score was 197.42 and average 2017 Percent of level 3 and above was 42.63%.

For those schools where students used Penda on average **equal to or more than 10.0 hours (goal)**, average mean scale score was 202.88 and average 2017 Percent of level 3 and above was 52.55%.

Net Mean Scale Score: +5.46 points
Net Percent of Level 3 and Above: +9.92%

High School Biology I



Penda Subscribing Schools: 18 (Title I: 12 schools)

For those schools where students used Penda on average **less than 10.0 hours (goal)**, average mean scale score was 399.66 and average 2017 Percent of level 3 and above was 61.33%.

For those schools where students used Penda on average **equal to or more than 10.0 hours (goal)**, average mean scale score was 408.33 and average 2017 Percent of level 3 and above was 72.66%.

Net Mean Scale Score: +8.67 points
Net Percent of Level 3 and Above: +11.33%

PENDA LEARNING is an effective math & science intervention tool rooted in efficacy that supports Response to Intervention (RtI), data-driven instruction, and differentiated instruction. Built by educators for educators, Penda Learning creates standards-based content for grades 4 – 10, built on a highly engaging student gaming platform. Districts and schools partner with Penda Learning by providing their custom scope and sequence documents. Penda Learning’s Pacing Assistance Service (PAS) automatically aligns standards-based activities to district/school scope and sequence without any effort needed by district or school staff. Penda Learning’s PAS feature then automatically assigns activities to students weekly on the teacher’s behalf. Students receive instant feedback as they complete activities, earning points that unlock gaming features, including customizing their avatar, challenging friends and moving through virtual Penda Worlds. Teachers receive standards-based Class Mastery Reports weekly via email automated by the Penda platform. Reports are designed to help teachers proactively employ targeted intervention and remediation using Penda Learning intervention features/functionality.