

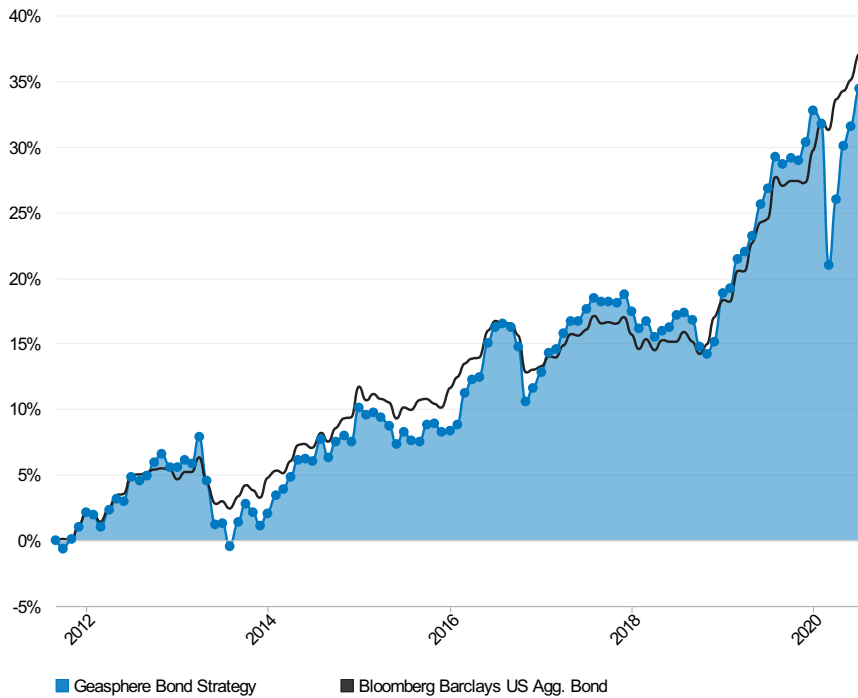
## KEY HIGHLIGHTS

No data filled

## INVESTMENT STRATEGY

No data filled

## PERFORMANCE



## Fund Manager



As Managing Director of GeaSphere LLC, Eduard Hamamjian oversees the construction, research, and management of the GeaSphere investment

portfolios. Eduard is an Accredited Asset Management Specialist (AAMS) with 28 years of demonstrated experience researching and constructing portfolios for the benefit of his investors.

Eduard has developed and implemented various proprietary strategies used in the research, construction and management of the GeaSphere portfolios. His unique diversification method alongside his proprietary stock valuation philosophy gives Eduard's investment management system uncompromising value and provides true piece of mind for his many investors.

## Performance

YTD	1 Year
<b>3.43%</b>	<b>4.31%</b>
3 Years	5 Years
<b>4.40%</b>	<b>4.62%</b>
10 Years	Since Inception
-	<b>3.41%</b>

## General Information

Company	Geosphere Advisors
Minimum Investment	-
Liquidity	None
Management Fee	-
Performance Fee	-
Highwater Mark	No

## Risk Metrics

Alpha	-0.07%
Beta	1.22
Standard Deviation	5.09%
Sharpe Ratio	0.68
R-Squared	0.51
Up Capture Ratio	130.44%
Down Capture Ratio	149.20%

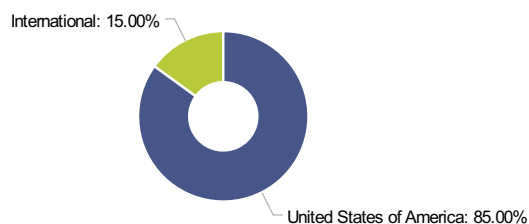
# GEASPHERE BOND STRATEGY

MONTHLY PERFORMANCE													
	Jan	Feb	Mar	Apr	May	Jun	Jul	Aug	Sep	Oct	Nov	Dec	Year
2020	1.84	-0.77	-8.15	4.10	3.24	1.14	2.21	0.30					<b>3.43</b>
2019	3.15	0.33	1.90	0.45	0.97	1.99	0.94	1.92	-0.44	0.32	-0.08	1.05	<b>13.17</b>
2018	-1.07	-1.13	0.51	-1.07	0.44	0.23	0.80	0.17	-0.52	-1.72	-0.46	0.81	<b>-3.01</b>
2017	1.12	1.29	0.21	1.07	0.84	0.01	0.75	0.74	-0.26	-0.03	-0.05	0.57	<b>6.41</b>
2016	0.06	0.47	2.15	0.94	0.16	2.30	1.09	0.25	-0.26	-1.28	-3.61	0.89	<b>3.07</b>
2015	2.43	-0.55	0.15	-0.30	-0.62	-1.30	0.93	-0.66	-0.05	1.15	0.12	-0.58	<b>0.67</b>
2014	0.97	1.31	0.48	0.89	1.20	0.16	-0.23	1.61	-1.33	1.11	0.51	-0.44	<b>6.38</b>
2013	-0.03	0.52	-0.23	1.93	-3.12	-3.13	0.09	-1.81	1.92	1.35	-0.66	-0.98	<b>-4.23</b>
2012	1.10	-0.21	-0.91	1.29	0.81	-0.20	1.81	-0.24	0.37	0.96	0.64	-1.00	<b>4.46</b>
2011										-0.67	0.81	0.93	<b>1.07</b>

## SECTOR EXPOSURE

Data not available

## GEOGRAPHIC EXPOSURE

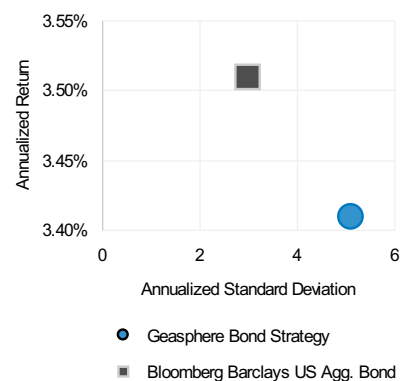


## INSTRUMENTS



- First Trust Managed Municipal ETF 30.00%
- First Trust TCW Opportunistic Fixed Income 20.00%
- First Trust Emerging Markets Local Currency Bond ETF 15.00%
- First Trust Institutional Preferred Securities and Income ETF 15.00%
- First Trust Senior Loan Fund ETF 12.00%
- First Trust TCW Unconstrained Plus Bond ETF 8.00%

## RISK/REWARD



## DISCLOSURE

No data filled