

Merchant & Evans, Inc.

Architectural and Structural Roofing Products



800-257-6215
www.ziprib.com

Traditional Rib Series 306
Roof & Wall Panel System

Traditional Rib Series 306

Roof & Wall Panel System



Applications

Architectural roofing on slopes 3" or greater.
Continuous lengths up to 45 ft.
Vertical walls. Conical tapers. Radius Barrels.

Substrates

Plywood or Gyp board & Rigid insulation over decking.
Requires 30# felt underlayment and rosin slip sheet.

Standard Materials

24 Gauge Galvalume (Aluminum - Zinc Coated Steel)
1.0 Mil Kynar Coating System with Smooth Surface.
Other Materials, Gauges & Custom Coatings available.

Performance

UL-580 Tested UL Listed Class 90
Construction #443 on 5/8" Plywood
ASTM E-283 Tested ASTM E-331 Tested

DESIGN TABLE FOR MAXIMUM CLIP SPACING

WIDTH	11 1/2 INCH				15 1/2 INCH				19 1/2 INCH				
	24		22		24		22		24		22		
SPAN	1	3	1	3	1	3	1	3	1	3	1	3	
UPLIFT LOAD MAXIMUM SPAN IN FEET-INCHES-CLIP SPACING													
30 PSF	f	2'-8"	2'-8"	3'-2"	3'-0"	2'-4"	2'-4"	2'-9"	2'-8"	2'-2"	2'-2"	2'-6"	2'-4"
60 PSF	f	1'-10"	1'-10"	2'-2"	2'-1"	1'-8"	1'-8"	2'-0"	1'-10"	1'-6"	1'-6"	1'-9"	1'-8"
UL90	f	1'-7"	1'-7"	1'-9"	1'-8"	1'-4"	1'-4"	1'-7"	1'-6"	1'-2"	1'-2"	1'-6"	1'-4"


PROFILE ENGINEERING PROPERTIES PER FOOT OF WIDTH

NORMAL GAUGE	THICKNESS	S+ IN3/SF	I+ IN3/SF	S- IN3/SF	I- IN3/SF
24	.0256	.0107	.0083	.0126	.0044
22	.0316	.0132	.0103	.0172	.0058


EXPLANATORY NOTES FOR DESIGN TABLE

- Panel span condition: 1 = SIMPLE 3 = TRIPLE SPAN OR MORE
- Values in table indicate span between adjacent panel clips. Since clips may be attached onto a variety of roof substrate screw pull out loads must be engineered to resist specified uplift loads. (Consult Merchant & Evans, Inc. Engineering)
- Span length limitation, using allowable stress increased 33% for wind load. D=span from L/240 as the maximum allowable deflection but not exceeding the allowable span for stress.
- Fy=33,000 PSI (GRADE A) Yield strength steel used in determining spans.


Standard Colors - Additional colors are available upon request.




Colonial Red
434B134



Slate Gray
432B318




Regal White
431A844



Light Seawolf
433B493



Dark Bronze
437B680



Moss
435B631